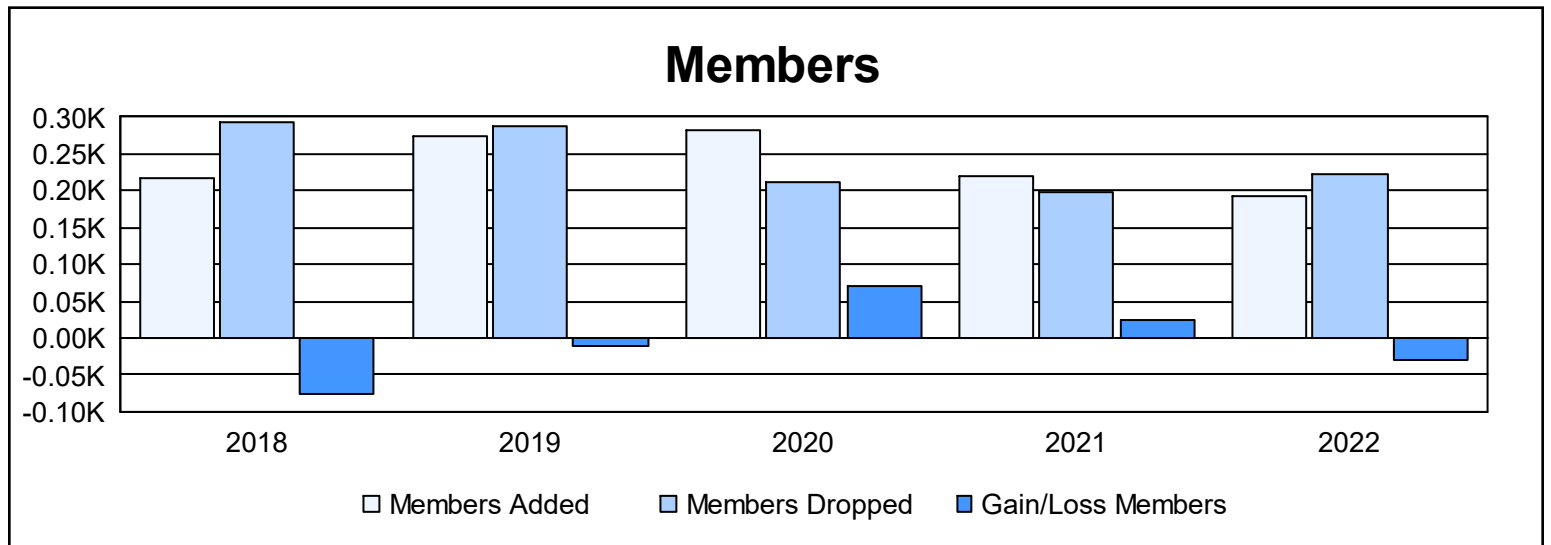
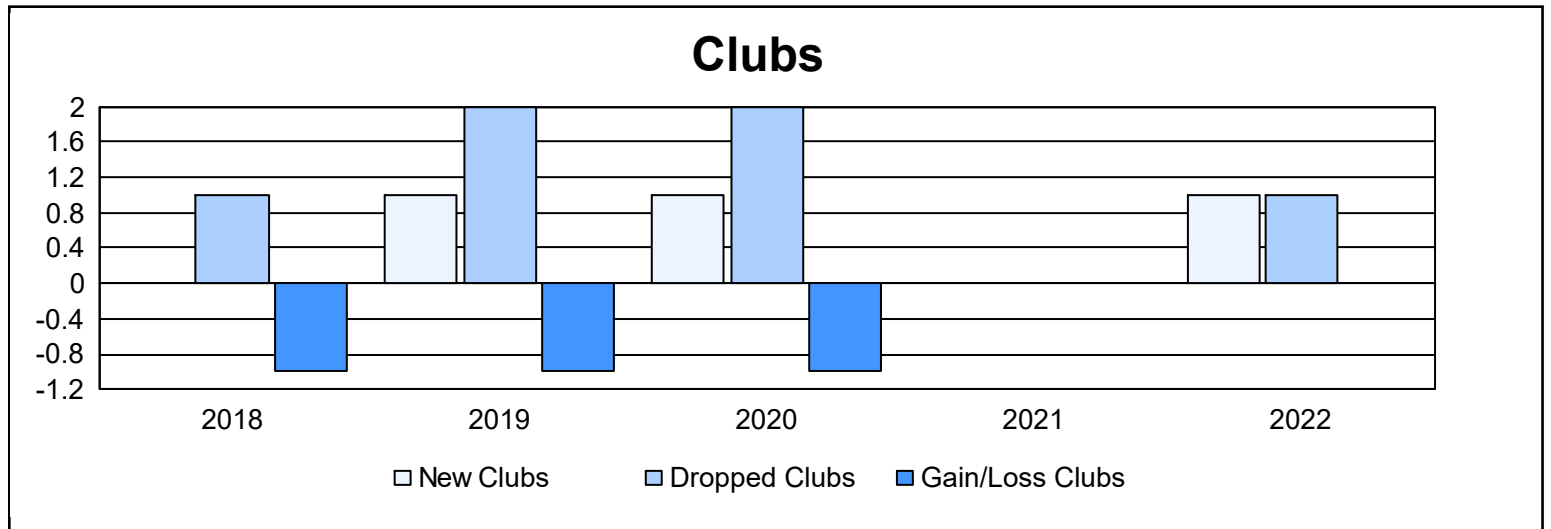
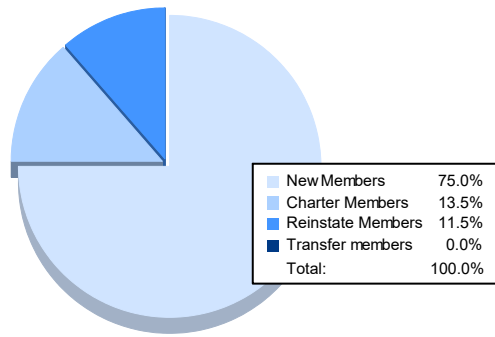


| Year           | New Clubs | Dropped Clubs | Gain/ Loss Clubs | New Members | Charter Members | Reinstate Members | Transfer Members | Total Member Added | Total Members Dropped | Gain/ Loss Members |
|----------------|-----------|---------------|------------------|-------------|-----------------|-------------------|------------------|--------------------|-----------------------|--------------------|
| 2017-2018      | 0         | 1             | -1               | 184         | 0               | 33                | 0                | 217                | 293                   | -76                |
| 2018-2019      | 1         | 2             | -1               | 222         | 39              | 14                | 0                | 275                | 287                   | -12                |
| 2019-2020      | 1         | 2             | -1               | 248         | 31              | 3                 | 0                | 282                | 212                   | 70                 |
| 2020-2021      | 0         | 0             | 0                | 214         | 2               | 3                 | 2                | 221                | 197                   | 24                 |
| 2021-2022      | 1         | 1             | 0                | 144         | 26              | 22                | 0                | 192                | 223                   | -31                |
| <b>Average</b> | <b>1</b>  | <b>1</b>      | <b>-1</b>        | <b>202</b>  | <b>20</b>       | <b>15</b>         | <b>0</b>         | <b>237</b>         | <b>242</b>            | <b>-5</b>          |



### Membership Composition June 2022 Cumulative



### Gender Composition June 2022 Cumulative

